

General technical features  
products: Milleluci  
design: Modoluce R&D 2002

Finiture

Tessuti diffusore



Cotton



Pleated



Pleated ribbon



Velvet

Fabric lampshade



IP20



Ceiling rose detail

\* on demand

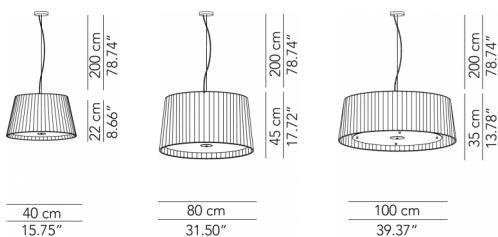
\*\* cable on measure

## Technical features

products: Milleluci Mini pendant lamp  
design: Modoluce R&D 2002



<b>Mini pendant lamp - ø 40</b>	ø 40 x 22 cm 2 Kg	lamp type 1xE27 max watt 42 W HES	MILESP040C01
<b>Medium pendant lamp - ø 80</b>	ø 80 x 45 cm 6 Kg	lamp type 4xE27 max watt 70 W HES	MILESP080C01
<b>Medium pendant lamp - ø 80</b>	ø 80 x 45 cm 6 Kg	lamp type 1 led module 29,3 W luminous efficacy 3900 Lm light colour 2700 K DIM dali / triac cri >80	MILESP080C05
<b>Large pendant lamp - ø 100 x h 35</b>	ø 100 x 35 cm 7 Kg	lamp type 4xE27 max watt 70 W HES	MILESP035C01

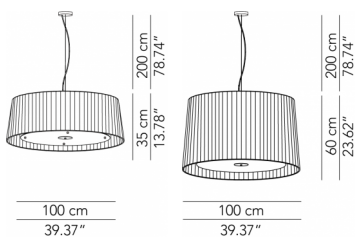


## Technical features



products: Milleluci Large pendant lamp  
design: Modoluce R&D 2002

<b>Large pendant lamp - ø 100 x h 35</b>	ø 100 x 35 cm 7 Kg	lamp type 1 led module 29,3 W luminous efficacy 3900 Lm light colour 2700 K DIM dali / triac cri >80	MILESP035C08
<b>Large pendant lamp - ø 100 x h 35</b>	ø 100 x 35 cm 7 Kg	lamp type 1 led module 88,2 W luminous efficacy 11780 Lm light colour 2700 K DIM dali cri >80	MILESP035C11
<b>Maxi pendant lamp - ø 100 x h 60</b>	ø 100 x 60 cm 9 Kg	lamp type 4xE27 max watt 70 W HES	MILESP060C01
<b>Maxi pendant lamp - ø 100 x h 60</b>	ø 100 x 60 cm 9 Kg	lamp type 1 led module 29,3 W luminous efficacy 3900 Lm light colour 2700 K DIM dali / triac cri >80	MILESP060C08

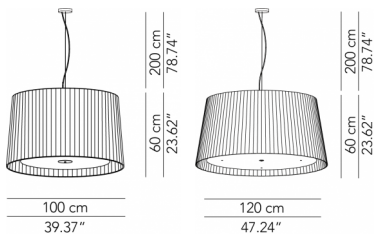


## Technical features

products: Milleluci Maxi pendant lamp  
design: Modoluce R&D 2002



<b>Maxi pendant lamp - ø 100 x h 60</b>	ø 100 x 60 cm 9 Kg	lamp type 1 led module 88,2 W luminous efficacy 11780 Lm light colour 2700 K DIM dali cri >80	MILESP060C11
<b>Mega pendant lamp - ø 120 x h 60</b>	ø 120 x 60 cm 14 Kg	lamp type 4xE27 max watt 70 W HES	MILESP120C01
<b>Mega pendant lamp - ø 120 x h 60</b>	ø 120 x 60 cm 14 Kg	lamp type 1 led module 29,3 W luminous efficacy 3900 Lm light colour 2700 K DIM dali / triac cri >80	MILESP120C08
<b>Mega pendant lamp - ø 120 x h 60</b>	ø 120 x 60 cm 14 Kg	lamp type 1 led module 88,2 W luminous efficacy 11780 Lm light colour 2700 K DIM dali cri >80	MILESP120C11



## Technical features

products: Milleluci Extra pendant lamp  
design: Modoluce R&D 2002



<b>Extra pendant lamp - ø 150 x h 60</b>	ø 150 x 60 cm 18 Kg	lamp type 6xE27 max watt 70 W	MILESP150P01
<b>Extra pendant lamp - ø 150 x h 60</b>	ø 150 x 60 cm 18 Kg	lamp type 1 led module 108 W luminous efficacy 14500 Lm light colour 2700 K DIM dali cri >80	MILESP150P05

